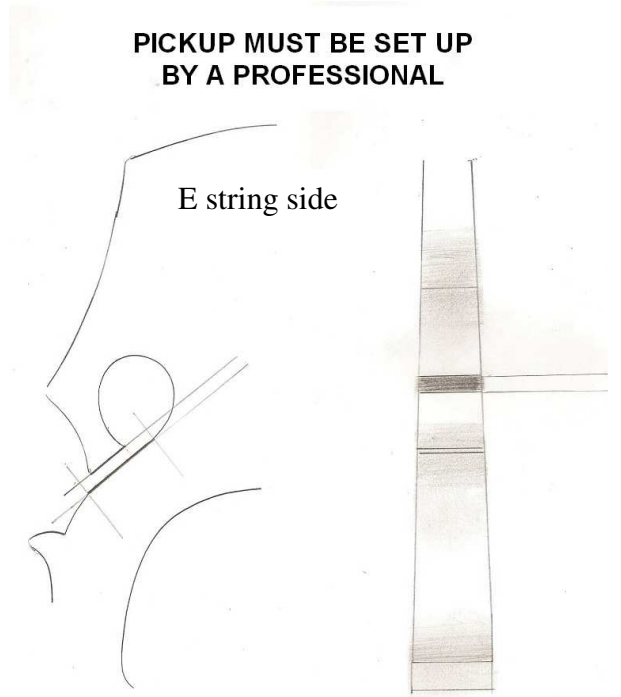



Connector block assembly

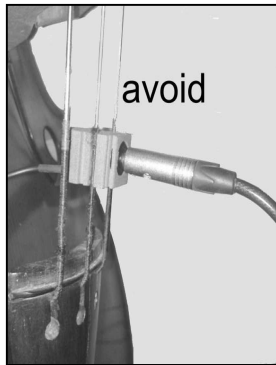
3 possible spacing for cello



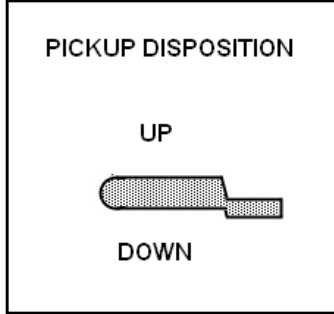
**PICKUP MUST BE SET UP
BY A PROFESSIONAL**

E string side

It will be necessary to watch quite particularly the parallelism of surfaces in contact. The pickup has to, during placement, force enough. Beware to not break the auricle during that operation. If the sensor is too loose and does not force enough, it can be tighten up with a thin piece of wood (or cardboard) on its top.



ATTENTION !



**Never pull the cable
or handle the sensor
by the cable**

When fixing the pickup, some paint may scratch off. It would not affect in any case the quality of the sound

**The AMEKA Pickup will work with any preamp system.
(a DI Box for example will be fine)**

INSTALLATION MANUAL
<http://www.ameka.fr/support.html>